

THE COBRA IS SMOKIN'

OFFICIAL BRIEFING

FORÇA EXPEDICIONÁRIA BRASILEIRA
(BRAZILIAN EXPEDITIONARY FORCE) IN ITALY, 1944 TO 1945



By Ken Camel, Jonathan Forsey, and Wayne Turner

UPDATED ON
20 JANUARY 2014

FLAMES OF WAR.
THE WORLD WAR II MINIATURES GAME



THE COBRA IS SMOKIN'



The Brazilian 1st Expeditionary Infantry Division (1st DIE, for Divisão de Infantaria Expedicionária) in WWII.

One of the lesser known contributors to the allied cause, the Brazilian Division fought in Italy in the 1944-45 period.

THE BRAZILIAN ARMY

Brazil sent observers to the French Army in World War I subsequently establishing a French Military Mission to assist the Brazilian Army modernize towards the French model. The mission was terminated in 1939 with the start of the war.

The between war years saw the politics of Brazil move economically towards both the United States and Germany. Getulio Vargas came to power with the backing of the Army in 1929. As a dictator, Vargas was sympathetic to the economic woes of Germany and during the thirties commerce between Brazil and the new Nazi regime quadrupled.

The war's outbreak saw Brazil torn between its more traditional economic ties to the US and its new found friend in Nazi Germany. It was not until the Germans declared an economic blockade against the North and South American countries that Brazilian sympathies turned towards the Allies.

BRAZIL ENTERS THE WAR

When the Japanese attacked the US and Germany followed with its declaration of war, the Germans began to attack Brazilian merchant ships along the Brazilian coast. This together with diplomatic agreements moved Brazil towards the Allied camp.

With the early Axis victories in France and North Africa, the Brazilian bulge became a strategic concern of the US. Naval agreements with the US and Brazilian inclusion in Lend-Lease further solidified Brazilian inclusion within the Allied circle.

The Brazilian declaration of war was preceded by a political-military agreement with the US on 23 May 1942. The agreement established the employment of Brazilian troops in war operations outside of South America. The US promised naval support for Brazilian coastline defence and provided aid for the arming and equipping of the *Força Expedicionária Brasileira* (FEB, Brazilian Expeditionary Force).

FORÇA EXPEDICIONÁRIA BRASILEIRA

The FEB was organized as a standard American infantry division, complete in all aspects, down to its logistics tail, including postal and banking services. Its manoeuvre units included the 1st, 6th and 11th Regimental Combat Teams (RCT), each of about 5,000 men in three battalions plus supporting units. Each battalion consisted of four companies each.

Made up of regional regiments equipped with German small arms and French artillery, the FEB had to be totally reorganized, expanded from 66,000 to 150,000 men and re-equipped and trained in the American model. Mobilisation

started in early 1943 with the goal of fielding three Infantry Divisions to be deployed in three echelons.

However, the sheer size of the task in recruiting, training, equipping, and shipping, with a lack of sea transport, ultimately resulted the FEB being one Infantry Division (*Divisão de Infantaria Expedicionária*, or 1st DIE for short), under General Mascarenhas de Moraes, and a fighter squadron of 25,334 men. Though small by most Allied country standards it represented a major effort for Brazil.

The Division comprised the following Infantry Regiments:

- 1st Infantry Regiment (*Sampaio*) from the area of Rio de Janeiro
- 6th Infantry Regiment (*Ipiranga*) from the area of São Paulo
- 11th Infantry Regiment (*Tiradentes*) from the area of Minas Gerais

Each Regiment had 3 Battalions, numbered I to III with consecutively numbered companies for a total of 12 per Regiment with the heavy weapons companies comprising the 4th, 8th and 12th.

Each Regiment formed its own Regimental Combat Team (RCT) comprising an Infantry Regiment, a Battalion of towed 105mm Howitzers and an Engineer company from the 9th Engineer Battalion. The Sampaio Regiment had the 2nd Artillery and 3rd Engineers, the Ipiranga the 3rd Artillery and 2nd Engineers and the Tiradentes the 1st Artillery and 1st Engineers.

In addition, the Division had at its disposal the 4th Artillery comprising towed 155mm Howitzers and the Divisional Reconnaissance Squadron. The US 751st Tank Battalion (Sherman and Stuart tanks) and 894th Tank Destroyer Battalion (M10 tank destroyers) were placed under command of the 1st DIE from time to time, creating a combined arms force.

FEB IN ITALY

The first echelon of Brazilian troops arrived in Italy totally unequipped on 16 July 1944. They spent the next two months equipping and training finally entering combat on 15 September. Units of the Division were initially involved in reconnaissance and clearing operations in Tuscany, Massarossa, Bozzano, Camaiore, Monte Prano and others.

For the next 45 days the Brazilian first echelon, which included the 6th Infantry Regiment, parts of the 11th Infantry Regiment, one company of engineers, and a platoon from the Reconnaissance Squadron, penetrated forty kilometres into the Serchio valley. The 6th Regiment then fought against German positions in the vicinity of Castelnuovo di Garfagnana. There they succeeded in surprising and routing units of the German-trained Italian fascist army (elements of the 'Monterosa' Alpini Division of the *Esercito Nazionale*





Repubblicano (National Republican Army), only to be beaten back by a counterattack by nearby elements of the German *148. Infanteriedivision*. By the end of October the first echelon was pulled from the line and reunited with the 2nd and 3rd echelons from Brazil. By November the entire division was together and returned to the line.

In November 1944, the Division moved south of Bologna, in subzero temperatures (with men not used to snow) where alongside Task Force 45 and Gardiner Force of the US Army, they were pitted against German positions on Monte Castello and Monte Belvedere. Following these operations, the 1st DIE took part in the offensive operations into the Po Valley, including the bloody struggle for the town of Montese in 1945.

The Allied advances into the Po Valley saw the Brazilians taking heavy casualties when teamed with lower rated divisions, but performed quite well when paired with the highly trained 10th US Mountain Division.

By April the FEB was operating independently which resulted in the surrender of the entire German *148. Infanteriedivision* to the Brazilians at Collecchio, the very same division that had halted their advance in October. When hostilities ended in Italy the FEB was returned to Brazil.

Generally, the men of the 1st DIE acquitted themselves well, gaining the trust of Italian civilians and combat experience in unfamiliar terrain, though at some cost. They were proud to represent their country and of their divisional patch, a snake smoking a cigar (said to have stemmed from German comments saying that the day Brazilians would join the fighting would be the day snakes started to smoke).



BRAZILIAN SPECIAL RULES



The Brazilian Army went from a regional militia force to the *Força expeditionária Brasileira* (FEB) in a little over a year. This expansion left little time for training and the few officers available were quickly promoted above their experience. Some were lucky enough to have had additional training in the US prior to being deployed to Italy.

A Brazilian *Companhia de Infantaria* uses all of the normal US special rules on pages 236 to 240 or the rulebook except for Truscott Trot and Automatic Rifles. Instead they use the following special rules:

FOXHOLE POETS

The Brazilians dug-in quite often, so much so that the experience of laying in trenches and foxholes is a common theme in the memories of the veterans. Foxhole Poets was the name of the literary section in the troop newspaper, where poems and chronicles 'written while inside the foxholes' were published. Advancing under heavy fire on the Gothic Line defences in the rocky hills of Italy, the *Pracinhas* became expert diggers.

Brazilian platoons may re-roll failed Skill Tests to Dig In.

"E A COBRA FUMO!"

While Brazilian psyche centred on *Karnival* with little thoughts of fielding an Expeditionary Force the '*E A Cobra Fumou*' or 'When the Cobra Smokes', became the euphemism for when they would go to war.

Once the FEB was formed and shipped to Italy the *Smoking Cobra* became their motto and when Brazilian troops were cornered and alone, they fought with a new-found Brazilian pride.

Essential to their morale was the constant presence of high-ranking officers who would add what they could to keep the men's fighting spirits up.

When the 2iC Command Rifle team joins a platoon, it may re-roll all Motivation Tests as though it was a Company Command team.





COMPANHIA DE INFANTARIA

INFANTRY COMPANY



(INFANTRY COMPANY)



HEADQUARTERS

HEADQUARTERS



Companhia de
Infantaria HQ

You must field one platoon from each box shaded black and may field one platoon from each box shaded grey.

Your Company HQ must be from either the 6th Regiment (marked ) or rest of the division (marked ). All Combat, Weapons, and Regimental Support Platoons must be of the same type as your Company HQ. Support platoons may be of any type and may be different from the Company HQ.

COMBAT PLATOONS

INFANTRY



Infantaria Platoon

INFANTRY



Infantaria Platoon

INFANTRY



Infantaria Platoon

WEAPONS PLATOON



Infantaria Weapons
Platoon

WEAPONS PLATOONS

MACHINE-GUN



Infantaria Machine-
gun Platoon

MACHINE-GUN



Infantaria Machine-
gun Platoon

ARTILLERY



Infantaria Mortar
Platoon

ANTI-TANK



Infantaria Anti-tank
Platoon

INFANTRY



Infantaria Ammunition
& Pioneer Platoon

REGIMENTAL SUPPORT PLATOONS

ANTI-TANK



Infantaria Anti-tank
Platoon

RECONNAISSANCE



Infantaria Intelligence
& Recon Platoon

ARTILLERY



Infantaria Cannon
Platoon

SUPPORT PLATOONS

ARMOUR



US Tank Platoon

ARMOUR



US Tank Destroyer
Platoon

INFANTRY



US Rifle Platoon

INFANTRY



Infantaria Platoon
Italian Partisan
Platoon

INFANTRY



Engineer Combat
Platoon

TRANSPORT



Truck Section

RECONNAISSANCE



Cavalry Recon Platoon

ARTILLERY



Field Artillery Battery

ARTILLERY



Field Artillery Battery

ARTILLERY



Field Artillery Battery

Field Artillery
Battery (155mm)

ANTI-AIRCRAFT



Anti-aircraft Artillery Platoon

AOP



Air Observation Post

AIRCRAFT



Air Support

ALLIED PLATOONS



US and Italian Platoons
in your force are Allies
and follow the Allies rules
on page 70 of the
rulebook.



MOTIVATION AND SKILL

A *Companhia de Infantaria* from the 6th Infantry Regiment, and the rest of the BEF in 1945 is rated as **Confident Trained**.

A *Companhia de Infantaria* from the early campaigns of the BEF is rated as **Confident Conscript**.

6 TH INFANTRY REGIMENT	
RELUCTANT	CONSCRIPT
CONFIDENT	TRAINED
FEARLESS	VETERAN

BRAZILIAN EXPEDITIONARY FORCE	
RELUCTANT	CONSCRIPT
CONFIDENT	TRAINED
FEARLESS	VETERAN

HEADQUARTERS

COMPANHIA DE INFANTARIA HQ

HEADQUARTERS

Company HQ	25 points	20 points
Add:		
Bazooka teams each	+15 points	+10 points

OPTIONS

- Replace Command Rifle teams with Command SMG teams for +5 points per team.
- Add up to three Sniper teams for +50 points per team.



COMBAT PLATOONS

INFANTARIA PLATOON

PLATOON

HQ Section with:

3 Rifle Squads	140 points	105 points
2 Rifle Squads	100 points	-

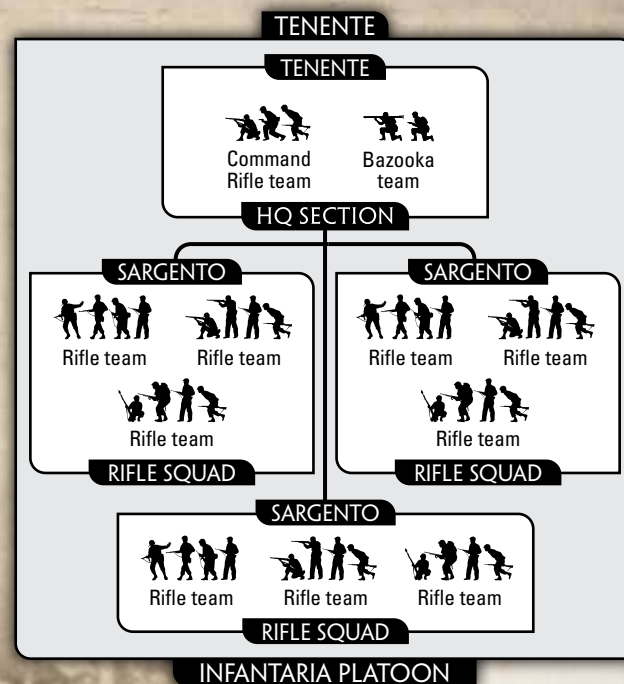
OPTION

- Replace the Command Rifle team and up to three Rifle teams with SMG teams for +5 points per team.

Only one Infantaria Platoon in your Companhia de Infantaria may have SMG teams as your assault platoon.

Supported with good troops the Brazilians can advance and hold nearly any position. Keep their numbers up and you will sweep the enemy before you.

Brazilian companies sometimes used a 'Pelotao de Choque' or assault platoon to force a gap in the enemy defences through which the rest of the platoons could break through.



INFANTARIA WEAPONS PLATOON

PLATOON

HQ Section with
Mortar Section and:



2 Machine-gun Sections	120 points	90 points
1 Machine-gun Section	90 points	70 points

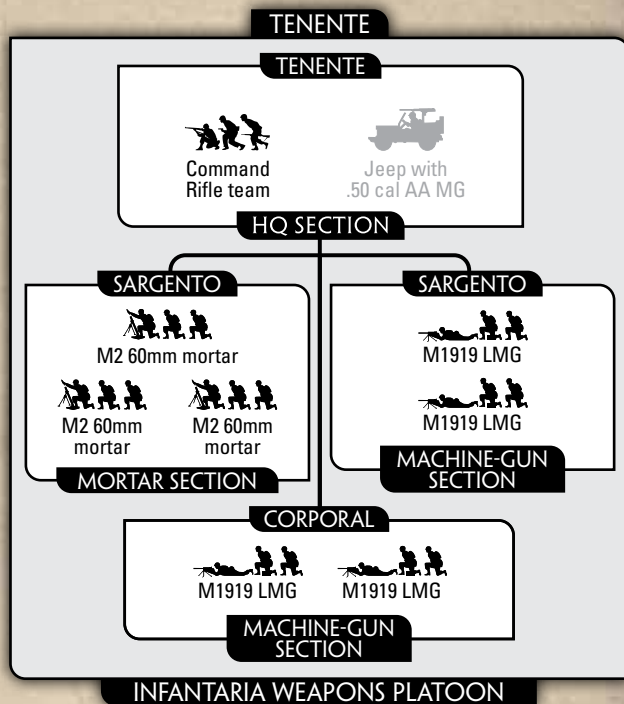
OPTION

- Add Jeep with .50 cal AA MG for +5 points.

Infantaria Weapons Platoons may make Combat Attachments to Combat Platoons.

Brazilian weapons platoons are key to success in both offence and defence. The ability to provide cover fire is crucial to the company's ability to accomplish their mission.

The M2 60mm mortar is particularly adept at digging out enemy machine-gun and anti-tank nests to open the way for both infantry and armour assaults.



WEAPONS Platoons

INFANTARIA MACHINE-GUN PLATOON

PLATOON

HQ Section with:



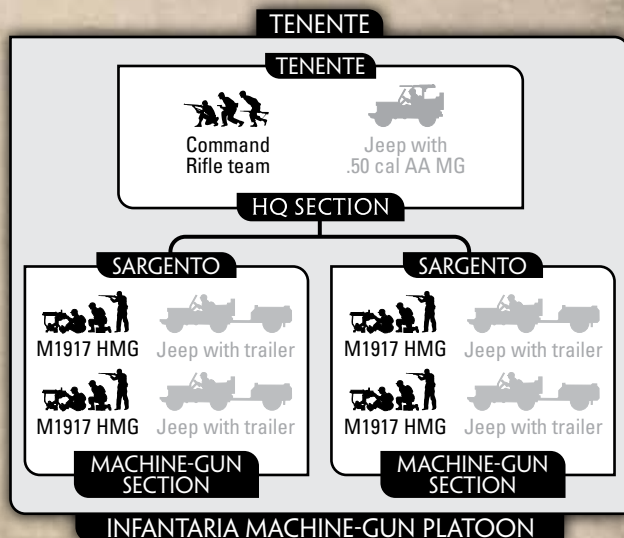
2 Machine-gun Sections	100 points	80 points
------------------------	------------	-----------

OPTIONS

- Add Jeep with .50 cal AA MG for +5 points.
- Add Jeeps with trailers for +5 points for the platoon.

Heavy machine-guns supported with bazookas marry high rates of fire with bunker busting abilities. Attaching a machine-gun section to an infantry platoon in assault will increase their firepower immensely while adding to the anti-tank and bunker assault capability of the infantry platoon.

Assaulting enemy defences is a team effort and these teams in support will ease that effort considerably.



Infantaria Machine-gun Platoons may make Combat Attachments to Combat Platoons.

INFANTARIA MORTAR PLATOON

PLATOON

HQ Section with:



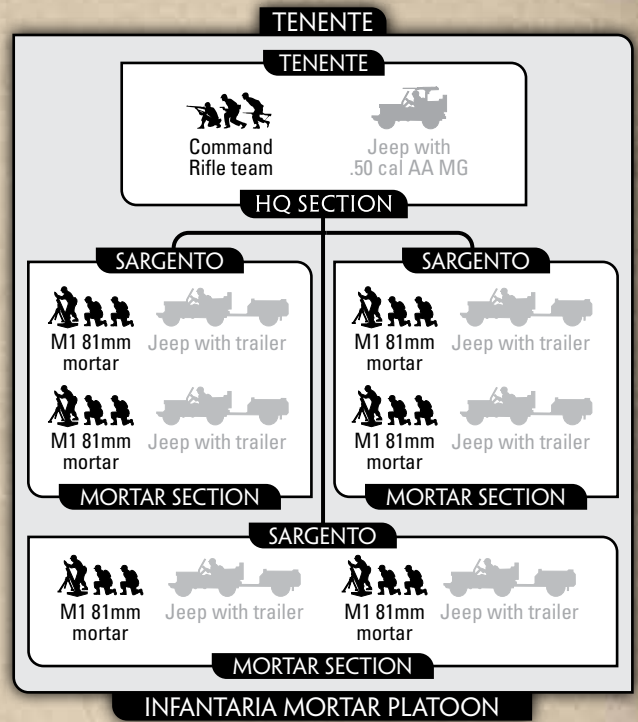
3 Mortar Sections	120 points	90 points
2 Mortar Sections	85 points	65 points

OPTIONS

- Add Jeep with .50 cal AA MG for +5 points.
- Add Jeeps with trailers for +5 points for the platoon.

A platoon of the larger M1 81mm mortars brings additional indirect support as well as smoke to light infantry in the field. They are very effective against enemy infantry positions and fortifications. Keeping an enemy held in position under cover of smoke or bombardment provides maximum protection for your assaulting infantry platoons.

When facing fortifications, a full smoke bombardment upon any supporting infantry will most probably protect your infantry from enemy fire generated from their fortifications as well. Keep your axis of attack so that enemy infantry is between you and the fortifications and you mortars can do the rest.



INFANTARIA ANTI-TANK PLATOON

PLATOON

HQ Section with:

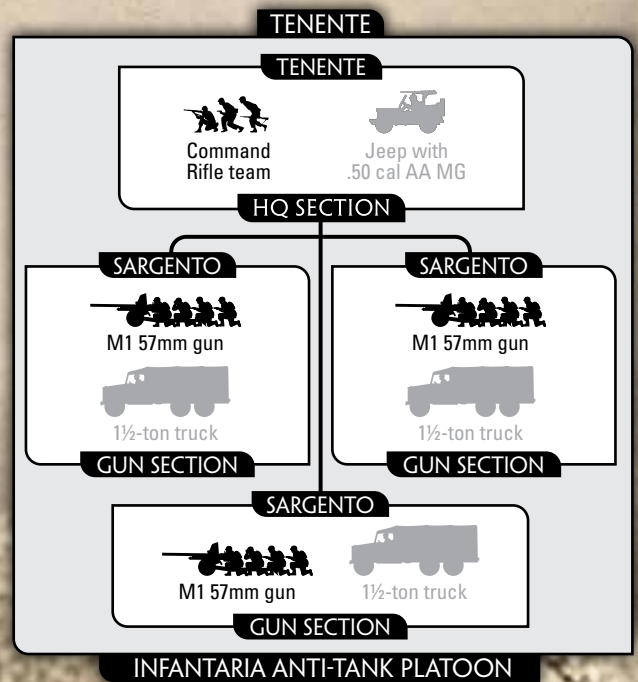


3 M1 57mm	70 points	55 points
-----------	-----------	-----------

OPTIONS

- Add Jeep with .50 cal AA MG for +5 points.
- Add 1½-ton trucks for +5 points for the platoon.

The M1 57mm anti-tank gun is best used to support your infantry company in either defence or while advancing. Its light weight enables it to keep up with your infantry while still providing over-watch against enemy armour in the area.



INFANTARIA AMMUNITION & PIONEER PLATOON

PLATOON

HQ Section with:

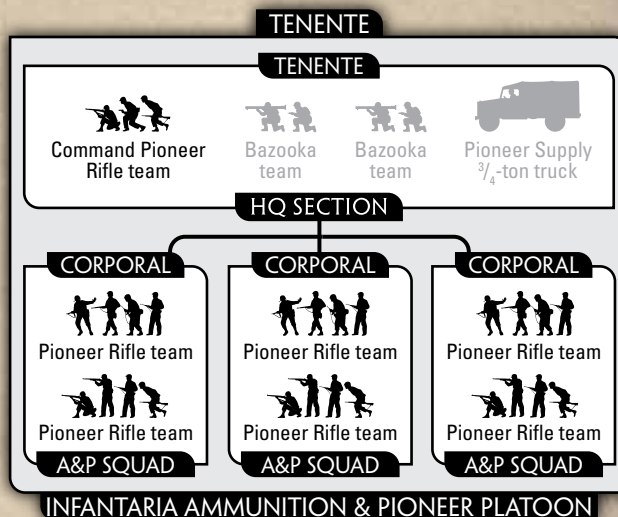


3 A&P Squads	120 points	90 points
2 A&P Squads	85 points	65 points

OPTIONS

- Add Bazooka teams for +15 points per team.
- Add Pioneer Supply truck for +25 points.

The pioneers are trained to both create and destroy fortifications. The work they do is important to keeping the advance moving.



REGIMENTAL SUPPORT PLATOONS

INFANTARIA INTELLIGENCE & RECON PLATOON

PLATOON

HQ Section with:



3 I&R Squads	105 points	90 points
--------------	------------	-----------

An Infanteria Intelligence & Recon Platoon is a Reconnaissance Platoon.

DISMOUNTED

Before deployment may you choose to dismount all of your jeeps. If you do this, all of the platoon's vehicles are permanently removed from the game. Replace each:

- Recon Jeep with a Rifle or M1919 LMG teams.
- .50 cal Recon Jeep with a Rifle or .50 cal MG team.

Designate one of the teams as the Platoon Command team. The platoon remains a Reconnaissance Platoon.



Discovering the enemy's positions and defences is the role of the Intelligence & Recon Platoon. They probe the routes of advance looking out for hidden enemy.

INFANTARIA CANNON PLATOON

PLATOON

HQ Section with:



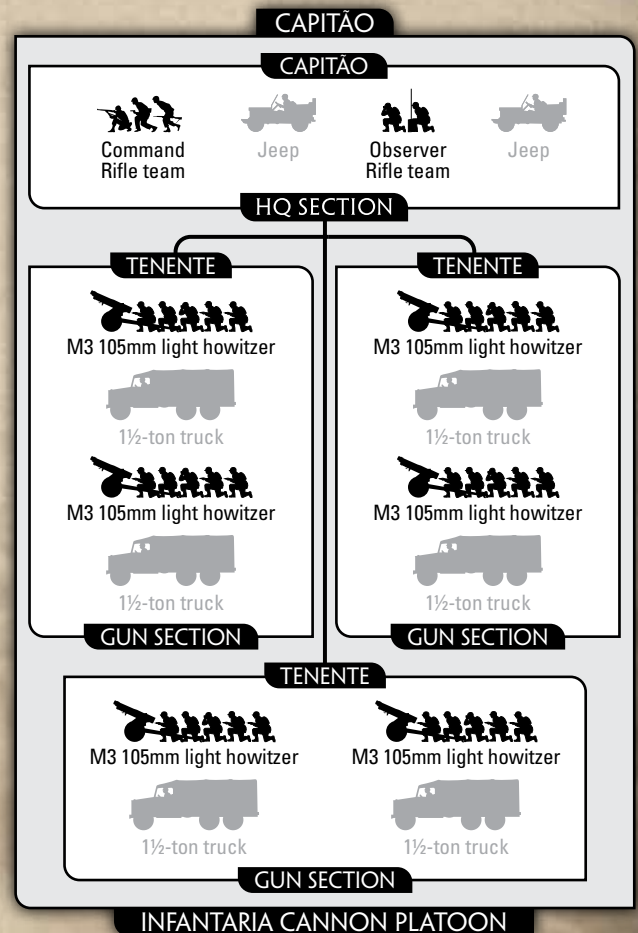
3 Gun Sections	155 points	120 points
2 Gun Sections	105 points	80 points

OPTION

- Add Jeeps and 1½-ton trucks for +5 points for the platoon.

The M3 105mm light howitzer in support of light infantry brings big-gun firepower to those in need. If your mortars are having a tough time digging out enemy infantry then try the cannon platoon. Lots of firepower close at hand.

A smoke mission from this platoon can also keep the enemy completely oblivious to your infantry's movement on the battlefield. They can get your infantry close enough to sweep through the defences and on to the objective.





DIVISIONAL SUPPORT



MOTIVATION AND SKILL

Newly trained, but inexperienced, the Brazilian soldiers of the Divisão de Infantaria Expedicionária (1st Expeditionary Infantry Division) fought bravely gaining much experience during the Italian Campaign. Divisional Support Units are rated as **Confident Trained**, unless noted otherwise.

DIVISIONAL SUPPORT	
RELUCTANT	CONSCRIPT
CONFIDENT	TRAINED
FEARLESS	VETERAN

CAVALRY RECON PLATOON

PLATOON

3 Cavalry Recon Patrols	210 points
2 Cavalry Recon Patrols	140 points
1 Cavalry Recon Patrol	70 points

Cavalry Recon Patrols operate as separate platoons, each with their own Command team.

Cavalry Recon Patrols are Reconnaissance Platoons.

DISMOUNTED

Before deployment may you choose to dismount your Cavalry Recon Platoon. If you do this, all of the Cavalry Recon Patrols from the platoon operate as a single platoons.

If you dismount, all of the platoon's vehicles are permanently removed from the game. Replace all of the vehicles in each Patrol with any two of the following teams for each Patrol:

- Carbine teams,
- M1919 LMG teams,
- up to one M2 .50 cal MG team,
- up to one M2 .50 cal MG team,
- up to one Bazooka team, and
- up to one M2 60mm more team.

Designate one of the teams as the Platoon Command team. The platoon remains a Reconnaissance Platoon.

TENENTE

TENENTE

Command
M8 armored car

Mortar Jeep

Recon Jeep

CAVALRY RECON PATROL

SARGENTO

Command
M8 armored car

Mortar Jeep

Recon Jeep

CAVALRY RECON PATROL

SARGENTO

Command
M8 armored car

Mortar Jeep

Recon Jeep

CAVALRY RECON PATROL

CAVALRY RECON PLATOON



FIELD ARTILLERY BATTERY

PLATOON

HQ Section with:

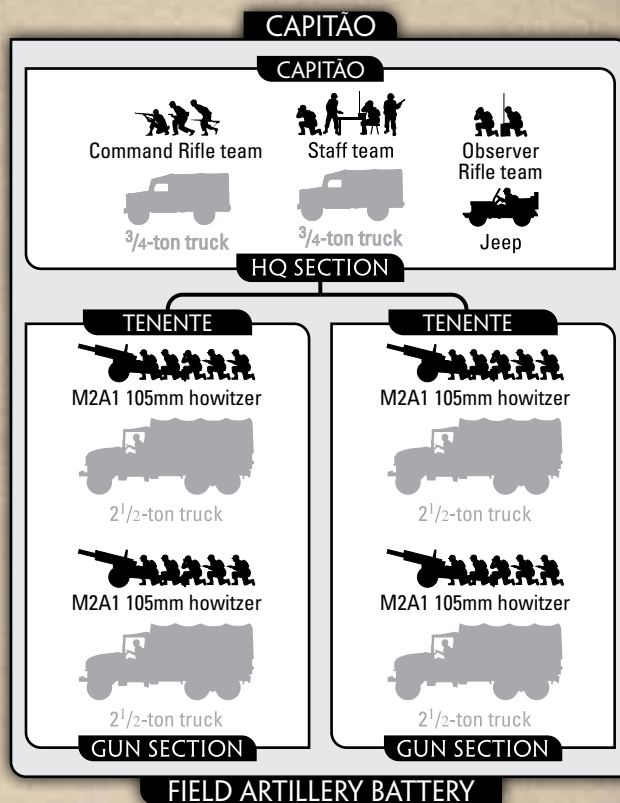
4 M2A1 105mm howitzer	140 points
2 M2A1 105mm howitzer	80 points

OPTION

- Add ¾-ton trucks and 2½-ton trucks for +5 points for the platoon.

The Brazilians used all American weapons and equipment, and their artillery was no different. The 105mm M2A1 howitzer is a proven weapon in the hands of the Americans, now the Brazilians have a chance to prove its worth.

Using American methods they keep the enemy's heads down, plotting concentrated fire down on them and pinning them down so the infantry can advance on them unhindered.



FIELD ARTILLERY BATTERY (155MM)

PLATOON

HQ Section with:

4 M1 155mm howitzers	210 points
2 M1 155mm howitzers	110 points

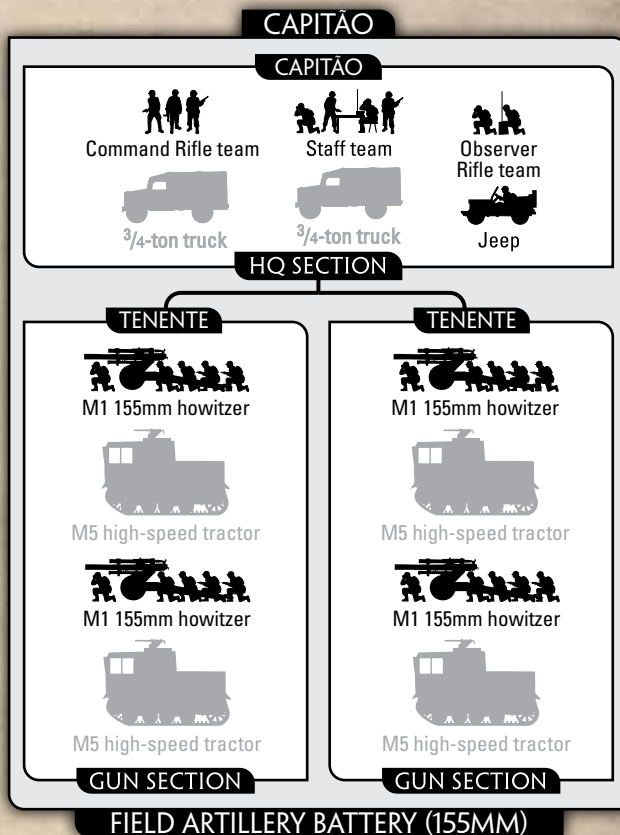
OPTION

- Add ¾-ton trucks and M5 high-speed tractors at +5 points for the battery.

You may not field a Field Artillery Battery (155mm) equipped with M1 155mm howitzers unless you are also fielding a Field Artillery Battery with at least as many M2A1 105mm howitzers.

The divisional artillery includes an artillery regiment organized in three battalions set-up like the Americans, therefore there is three battalions of 105mm howitzers and a fourth battalion is equipped with 155mm howitzers.

The heavy M1 155mm howitzer is an extremely powerful gun. Its shells will dig out even the most determined defender and leave their fortifications a tangled mess of wire and mud.



ENGINEER COMBAT PLATOON

PLATOON

HQ Section with Weapons Squad and

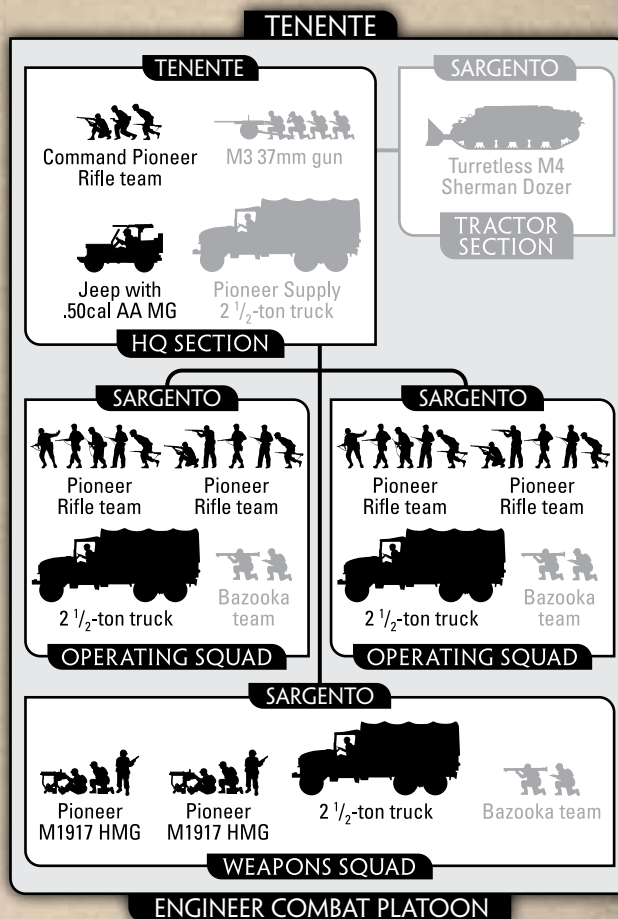
2 Operating Squads	145 points
1 Operating Squad	110 points
No Operating Squads	75 points

OPTIONS

- Add M3 37mm gun for +15 points.
- Replace the M3 37mm gun with a Bazooka team at no cost.
- Add Bazooka team for +15 points per team.
- Add Pioneer 2½-ton Supply Truck for +25 points.
- Add a Bulldozer for +5 points, or a turretless M4 Sherman dozer for +10 points.
- Arm up to two 2½-ton trucks with .50 cal AA MG for +10 points per truck.

You may replace all Pioneer HMG teams with Pioneer Rifle teams at the start of the game before deployment.

Each Brazilian Regiment formed its own Regimental Combat Team (RCT) comprising an Infantry Regiment, and included an Engineer company from the 9th Engineer Battalion.



ANTI-AIRCRAFT ARTILLERY PLATOON

PLATOON

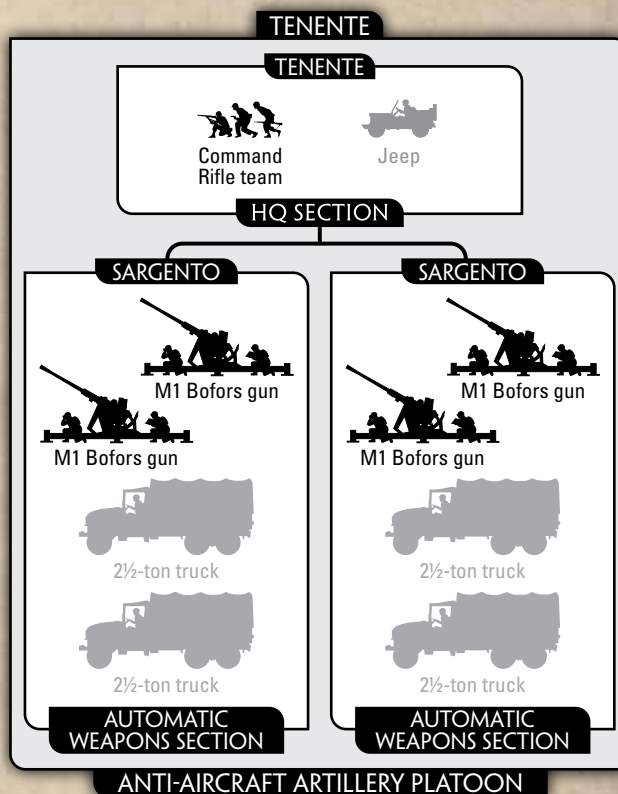
HQ Section with:

4 M1 Bofors	95 points
2 M1 Bofors	50 points

OPTION

- Add Jeep and 2½-ton trucks for +5 points for the platoon.

The anti-aircraft artillery has a quiet time of it in Italy. The German *Luftwaffe* seldom makes an appearance over the heads of the Brazilians. But if they do appear, the M1 Bofors guns of the Brazilian Expeditionary Force are waiting for them.



AIR OBSERVATION POST

AOP

L-4 Grasshopper AOP

25 points

An Air Observation Post used the rules for Air Observation Posts on page 139 of the rulebook. An Air Observation Post does not use the Column Security special rule.

The 1ª Esquadilha de Ligação e Observação (1st Flotilla of Communication and Observation) flew over 680 missions in Italy. During their missions they did not lose a single plane to



enemy fire, despite flying very low-altitude missions to spot targets as small as single German mortars!

AIR SUPPORT

PRIORITY AIR SUPPORT


P-47 Thunderbolt

190 points


LIMITED AIR SUPPORT

P-47 Thunderbolt

150 points



The Brazilians supplied an air group of 500 men who joined US 357 Squadron, equipped with P-47 fighter-bombers.



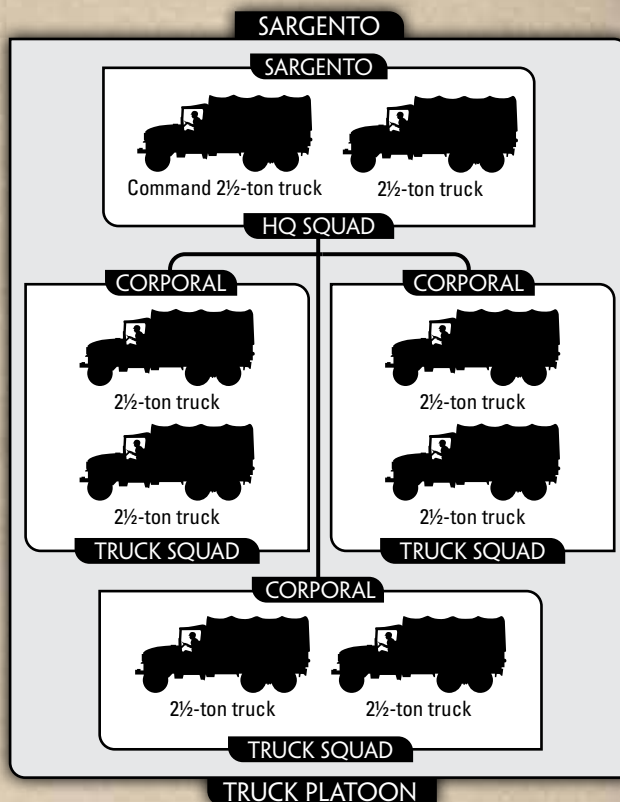
TRUCK SECTION

PLATOON

8 2½-ton trucks	30 points
6 2½-ton trucks	25 points
4 2½-ton trucks	20 points
2 2½-ton trucks	15 points

A Truck Section is a Transport Platoon (see page 47 of the rulebook).

Although the FEB had to use creative methods to form a full transport group, they did so by transferring many of their trucks from their Artillery to the Infantry).



ITALIAN PARTISAN PLATOON

PLATOON

HQ Section with:



3 Partisan Squads 65 points

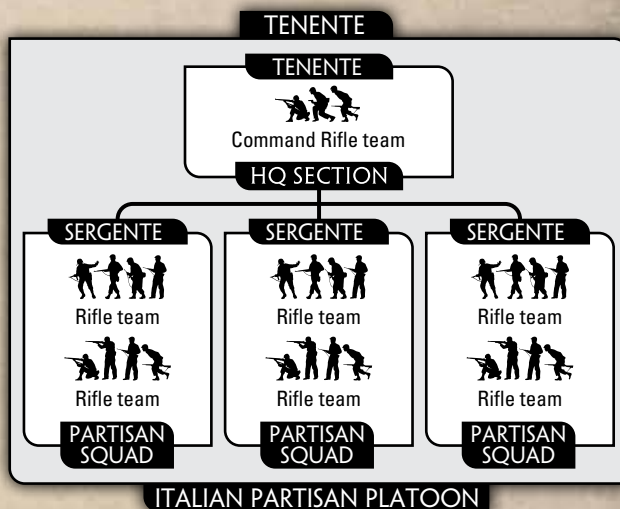
OPTIONS

- Replace one Rifle team with an M2 60mm Mortar team for +5 points.
- Replace one Rifle team with an M1919 LMG team for +5 points.
- Replace up to two Rifle teams with SMG teams for +5 points per team.

An Italian Partisan Platoon is rated
Confident Conscript.

CONFIDENT

CONSCRIPT



The presence and actions of the Italian Partisans, or *Partigiani*, had great impact in the long months of combat on the Gothic Line, especially for the FEB, whose had many soldiers that were Italo-Brazilians (and spoke Italian). The FEB had the irregular support of these men and women.



US SUPPORT



MOTIVATION AND SKILL

The Brazilians were supported by American units during their time in Italy. US Support Units are rated as **Confident Veteran**, and follow all of the US Special Rules found in the Flames Of War rulebook.

US Platoons in your force are Allies and follow the Allies rules found on page 70 of the Flames Of War rulebook.

US SUPPORT	
RELUCTANT	CONSCRIPT
CONFIDENT	TRAINED
FEARLESS	VETERAN

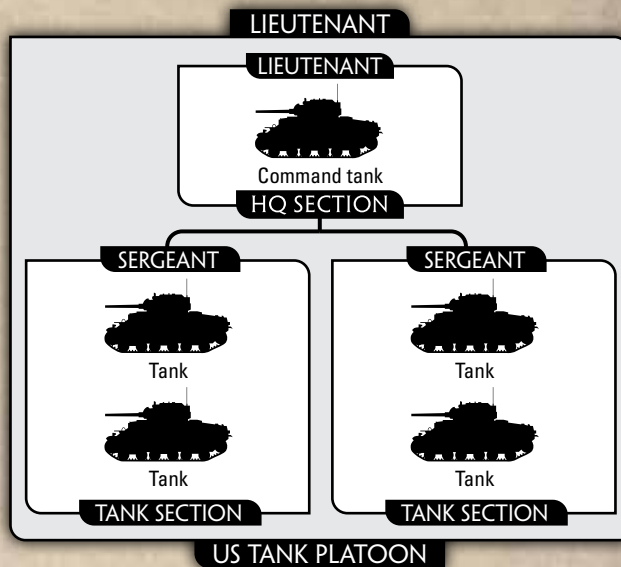
US TANK PLATOON

PLATOON



5 M4 or M4A1 Sherman	415 points
4 M4 or M4A1 Sherman	335 points
3 M4 or M4A1 Sherman	250 points
5 M5A1 Stuart	260 points
4 M5A1 Stuart	210 points
3 M5A1 Stuart	155 points

The US 751st Tank Battalion (Sherman and Stuart tanks) were placed under command of the 1st DIE from time to time, creating a combined arms force.



US TANK DESTROYER PLATOON

PLATOON



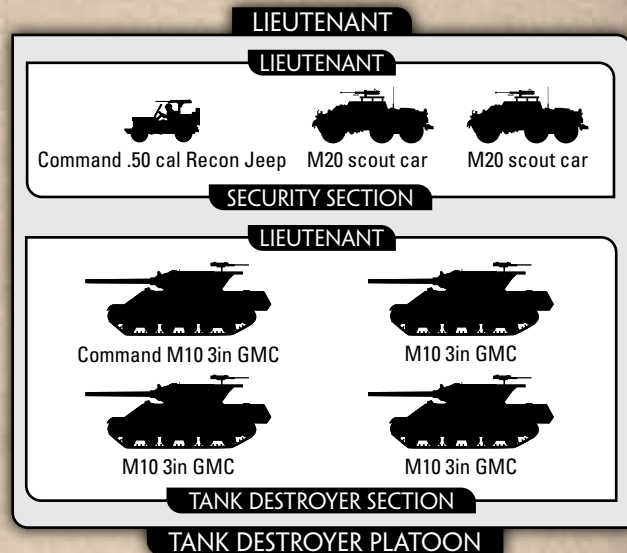
Security Section and Tank Destroyer Section with:

4 M10 3in GMC	370 points
2 M10 3in GMC	205 points

The US 894th Tank Destroyer Battalion, armed with M10 tank destroyers, also fought with the 1st DIE.

Tank Destroyer Platoons use the US Tank Destroyer special rules on page 238 of the rulebook.

Tank Destroyer Platoons are Reconnaissance Platoons (see pages 193 to 195 of the rulebook).



RIFLE PLATOON

PLATOON




HQ Section with:

3 Rifle Squads	200 points
2 Rifle Squads	145 points

The Brazilians could rely on help from nearby American troops wherever the two nation's objectives overlapped.

These veterans of the Italian theatre were always a welcome addition to the roughly trained Brazilian Expeditionary Force.





BRAZILIAN ARSENAL



TANK TEAMS

Name Weapon	Mobility Range	Front ROF	Armour Side Anti-tank	Top Firepower	Equipment and Notes
TANKS					
M5A1 Stuart M6 37mm gun	Light Tank 24"/60cm	4 2	2 7	1 4+	Co-ax MG, Hull MG, AA MG. Stabiliser.
M4 or M4A1 Sherman M3 75mm gun	Standard Tank 32"/80cm	6 2	4 10	1 3+	Co-ax MG, Hull MG, .50 cal AA MG. Smoke, Stabiliser.

TANK DESTROYERS

M10 3in GMC M7 3in gun	Standard Tank 32"/80cm	4 2	2 12	0 3+	.50 cal AA MG. Slow traverse.
---------------------------	---------------------------	--------	---------	---------	----------------------------------

RECONNAISSANCE

M8 armored car M6 37mm gun	Wheeled 24"/60cm	1 2	0 7	0 4+	Co-ax MG, .50 cal AA MG, Recce.
M20 scout car	Jepp	1	0	0	.50 cal AA MG, Recce.
Recon Jeep	Jeep	-	-	-	AA MG, Recce.
.50 cal Recon Jeep	Jeep	-	-	-	.50 call AA MG, Recce.
Mortar Jeep M2 60mm Mortar Firing Bombardments	Jeep 24"/60cm 32"/80cm	- 2 -	- 1 1	- 3+ 6	Recce. Hull mounted, Portee, Minimum range 8"/20cm.

VEHICLE MACHINE-GUNS

Vehicle MG	16"/40cm	3	2	6	ROF 1 if other weapons fire.
.50 cal Vehicle MG	16"/40cm	3	4	5+	ROF 1 if other weapons fire.

GUN TEAMS

Weapon	Mobility	Range	ROF	Anti-tank	Firepower	Notes
M2 .50 cal MG	Man-packed	16"/40cm	3	4	5+	
M1919 LMG team	Man-packed	16"/40cm	5	2	6	ROF 2 when pinned down or moving.
M1917 HMG team	Man-packed	24"/60cm	6	2	6	ROF 3 when pinned down or moving.
M2 60mm mortar Firing bombardments	Man-packed	24"/60cm 32"/80cm	2 -	1 1	3+ 6	Minimum range 8"/20cm.
M1 81mm mortar Firing bombardments	Man-packed	24"/60cm 40"/100cm	2 -	2 2	3+ 6	Minimum range 8"/20cm, Smoke. Smoke bombardment.
M1 Bofors gun	Immobile	24"/60cm	4	6	4+	Anti-aircraft, Turntable.
M3 37mm gun	Light	24"/60cm	3	7	4+	Gun shield.
M1 57mm gun	Medium	24"/60cm	3	10	4+	Gun shield, No HE.
M3 105mm light howitzer Firing bombardments	Heavy	16"/40cm 56"/140cm	1 -	7 4	2+ 4+	Breakthrough gun, Smoke. Smoke bombardment.
M2A1 105mm howitzer Firing bombardments	Immobile	24"/60cm 72"/180cm	1 -	9 4	2+ 4+	Breakthrough gun, Gun shield, Smoke. Smoke bombardment.
M1 155mm howitzer Firing bombardments	Immobile	24"/60cm 88"/220cm	1 -	10 5	1+ 2+	Bunker buster, Gun shield, Smoke. Smoke bombardment.



INFANTRY TEAMS

Team	Range	ROF	Anti-tank	Firepower	Notes
Rifle team	16"/40cm	1	2	6	
SMG team	4"/10cm	3	1	6	Full ROF when moving.
Bazooka team	8"/20cm	1	10	5+	Tank assault 4.
Staff team			cannot shoot		Moves as a Heavy Gun team.

ADDITIONAL TRAINING AND EQUIPMENT

Pioneer teams are rated as Tank Assault 3.

TRANSPORT TEAMS

Vehicle	Mobility	Armour			Equipment and Notes
		Front	Side	Top	
TRUCKS					
Jeep	Jeep	-	-	-	Optional Passenger-fired AA MG or .50 cal AA MG.
Dodge ¾-ton or GMC 2½-ton truck	Wheeled	-	-	-	
M5 high-speed tractor	Standard Tank	-	-	-	.50 cal AA MG.
ENGINEER VEHICLES					
Turretless M4 Sherman dozer	Standard Tank	6	4	0	Bulldozer.
Bulldozer	Very Slow Tank	-	-	-	Bulldozer.
Pioneer Supply Truck	Wheeled	-	-	-	

AIRCRAFT

Aircraft	Weapon	To Hit	Anti-tank	Firepower	Notes
P-47 Thunderbolt	MG	2+	6	5+	
	Bombs	4+	5	1+	